




Slide 1

Overview of  
K-3 Reading Comprehension Research

Using DWW Resources to  
Support Instruction for School Improvement

CENTER ON  
INSTRUCTION

DOINGWHAT  
WORKS  
research-based practices online



---

---

---


---


---

---

---

Slide 2


CENTER ON  
INSTRUCTION

DOINGWHAT  
WORKS  
research-based practices online

Overview of COI and DWW

- A national content center that provides materials and technical assistance
- Supports instruction in literacy, mathematics, science, special education, and with English language learners
- Builds on expert research reviews to identify effective practices
- Uses a **LEARN**→**SEE**→**DO** model to translate research-based practices into practical tools to improve instruction

Support school improvement initiatives...  
...with practical implementation resources



---

---

---

---

---

---

---

Slide 3

Improving Reading Comprehension in Grades K-3

A series of lessons that describe evidence-based practices to improve reading comprehension in kindergarten through third grade in different contexts that only one-third of our students are currently achieving at or above grade level in reading.

Teach Comprehension Strategies

Teach students reading comprehension strategies using carefully selected texts.

Focus on Text Structure

Help students identify and use a text's organizational structure to support comprehension.


Engage Students With Text


Establish an engaging environment that motivates students to read and encourages text discussions.

SELECT TEXT AND MODEL

GUIDED PRACTICE

INDEPENDENT PRACTICE





---

---

---

---

---


---

---

Slide 4

### Comprehension Research

- **Teach** students reading **comprehension strategies** using carefully selected texts.
- **Help** students to identify and use a **text's organizational structure** to support comprehension.
- **Establish** a motivating environment to **engage students in reading and text discussion**.



---

---

---

---

---


---

---

Slide 5

### Comprehension Strategies

- Teach students how to use **several** research-based reading comprehension strategies.
- Teach reading comprehension strategies **individually or in combination**.
- Teach reading comprehension strategies by using a **gradual release of responsibility**.



---

---

---

---

---


---

---

Slide 6

### Purposeful Selection of Text

- Teach reading comprehension with **multiple genres of text**.
- Choose texts of **high quality** with richness and depth of ideas and information.
- Choose texts with word recognition and comprehension difficulty **appropriate** for the students' reading ability and the instructional activity.
- Use texts that **support the purpose of instruction**.



---

---

---

---

---



---

---

Slide 7

### Text Structure Research

- Teach students to identify and use the text's organizational structure to comprehend, learn, and remember content.



---

---

---

---

---



---

---

Slide 8

### Text's Organizational Structure

- Explain how to identify and connect the parts of *narrative texts*.
- Provide instruction on common structures of *informational texts*.



---

---

---

---

---



---

---

Slide 9

### Student Engagement with Text Research

- Establish an engaging and motivating context in which to teach reading comprehension.
- Guide students through focused, high-quality discussion on the meaning of text.



---

---

---

---

---


---

---

Slide 10

### Student Discussion of Text

- **Structure** the discussion to complement the text, the instructional purpose, and the readers' ability and grade level.
- Have **students lead** structured small-group discussions.
- **Develop discussion questions** that require students to think deeply about text.
- **Ask follow-up questions** to encourage and facilitate discussion.



---

---

---

---

---


---

---

Slide 11

### Engaging and Motivating Context

- Help students discover the ***purpose and benefits*** of reading.
- Create opportunities for students to ***see themselves as successful readers***.
- Give students reading ***choices***.
- Give students the opportunity to learn by ***collaborating with their peers***.



---

---

---

---

---


---

---

Slide 12

### Teaching Comprehension Strategies

Use a Gradual Release of Responsibility



---

---

---

---

---

---

---

Slide 13

### As you watch...

- ❑ Compare the comprehension strategies used by the teacher and students in the slideshow to strategies you have used or observed in your classroom and school.



---

---

---

---

---

---

---

---

Slide 14

Targeting Reading Strategies: Summarizing Target: Summarizing

Transcript

Today on the interactive whiteboard I had our target displayed on the target and then I asked the class to look at the target and to read the target and to answer the questions. To know the strategies, the writing, make events, problems and solutions.

I asked the children to come over to the target to look at the target and to read the target and to answer the questions. To know the strategies, the writing, make events, problems and solutions.

I asked the children to come over to the target to look at the target and to read the target and to answer the questions. To know the strategies, the writing, make events, problems and solutions.



---

---

---

---

---

---


---

---

Slide 15

### Now that you have watched...

- ❑ Take a few minutes to reflect and then discuss your observations.



---

---

---

---

---

---

---

---

Slide 16

### Implement Comprehension Strategies

#### Follow-Up Activities



**1. For coaches – A professional development tool.**  
Use the professional development tool to introduce teachers to the key concepts in reading comprehension instruction and to plan an in-service session.

**2. For teachers – A planning tool.**  
Use the planning tool to select appropriate text for teaching comprehension strategies.



---

---

---

---

---


---

---


---

Slide 17

### More adolescent literacy resources...



[www.centeroninstruction.org](http://www.centeroninstruction.org)



[dww.ed.gov](http://dww.ed.gov)

---

---

---

---

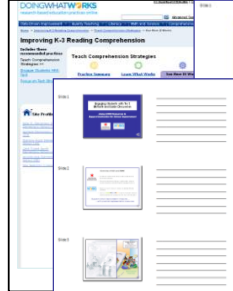
---

---


---

---

Slide 18



[dww.ed.gov](http://dww.ed.gov)



---

---

---

---

---

---

---

---

Slide 19

Webinar Handouts

1. DWW Visual Diagram – Improving Reading Comprehension in Grades K-3

2. IES Practice Guide – Improving Reading Comprehension in Kindergarten Through 3rd Grade

3. DWW Slideshow transcript – Targeting Reading Strategies: Summarizing

4. DWW Sample Material – Examples of Multi-Strategy Formats

5. DWW Sample Material – "I Can..." Reading Strategy Books

6. DWW Sample Material – Examples of Effective Reading Comprehension Strategies

7. DWW Tool – Learning Together About Reading Comprehension Strategies

8. DWW Tool – Instructional Planner: Selecting Text for Teaching Comprehension Strategies

9. COI Resource List - COI Resources Linked to K-3 Reading Comprehension

10. DWW Resource List - DWW Resources Linked to Other SIG Topics

11. DWW Topic Inventory – Improving K-3 Reading Comprehension

---

---

---

---

---

---

---

---

Slide 20

CENTER ON INSTRUCTION

The Center on Instruction is operated by RMC Research Corporation in partnership with the Florida Center for Reading Research at Florida State University; Instructional Research Group; Lawrence Hall of Science at the University of California-Berkeley; the Texas Institute for Measurement, Evaluation, and Statistics at the University of Houston; and The Meadows Center for Preventing Educational Risk at the University of Texas at Austin.

The contents of this PowerPoint were developed under cooperative agreement S283B050024 with the U.S. Department of Education. However, these contents do not necessarily represent the policy of the Department of Education, and you should not assume endorsement by the Federal Government.

2011

The Center on Instruction requests that no changes be made to the content or appearance of this product.

To download a copy of this document, visit [www.centeroninstruction.org](http://www.centeroninstruction.org)

---

---

---

---

---

---

---

---